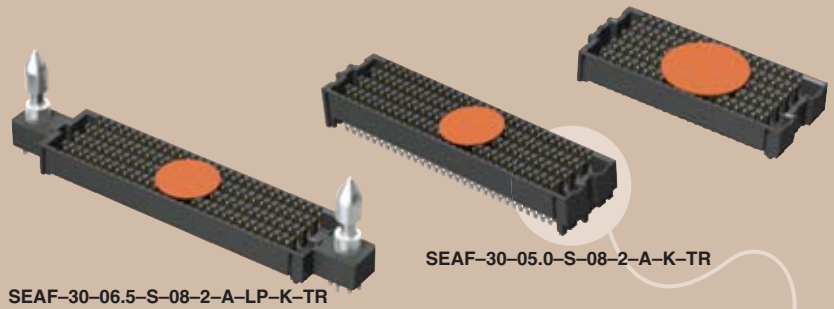




(1,27mm) .050"

SEAF SERIES



# HIGH SPEED/HIGH DENSITY OPEN PIN FIELD

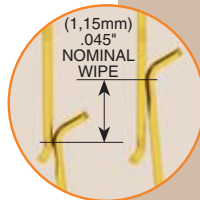
## SPECIFICATIONS

For complete specifications and recommended PCB layouts see [www.samtec.com?SEAF](http://www.samtec.com?SEAF)

- Insulator Material:** Black LCP
- Contact Material:** Copper Alloy
- Solder Charge:** 95.5% Sn, 3.8% Ag, 0.7% Cu (Tin/Lead also available. Call Samtec.)
- Operating Temp Range:** -55°C to +125°C
- Plating:** Au or Sn over 50µ" (1,27µm) Ni
- Contact Resistance:** 5.5 mΩ
- Working Voltage:** 240 VAC
- RoHS Compliant:** Yes
- Lead-Free Solderable:** Yes



**Mates with:** SEAM, SADL, SEAMP, SEAR, SEAMI, SEAC (Requires -LP)



Up to 500 Pins

5, 8 and 10 row footprint compatible with SamArray®. Samples recommended.

Solder charges



Low Insertion/Extraction Forces

7mm Stack Height	Rated @ 3dB Insertion Loss
Single-Ended Signaling	9.5 GHz / 19 Gbps
Differential Pair Signaling	10.5 GHz / 21 Gbps

Performance data for other stack heights and complete test data available at [www.samtec.com?SEAF](http://www.samtec.com?SEAF) or contact [sig@samtec.com](mailto:sig@samtec.com)

CURRENT RATING	
AMBIENT TEMP	SEAM/SEAF
20°C	2.3A
40°C	2A
60°C	1.75A
95°C	1.14A

30 ADJACENT POSITIONS POWERED

**Industry Standards**

- PI5MO 2
- VITA 47
- VITA 57

**Protocols Supported**

- Fibre Channel
- Rapid I/O
- PCI Express®
- SATA
- Infiniband

Download app notes at: [www.samtec.com/appnote](http://www.samtec.com/appnote)  
Contact SIG @ samtec.com for questions on protocols

**SEAF - NO. PINS PER ROW - LEAD STYLE - PLATING OPTION - NO. OF ROWS - 2 - A - OPTION - K - TR**

Specify LEAD STYLE from chart

**-L** = 10µ" (0,25µm) Gold on contact area, Matte Tin on solder tail

**-S** = 30µ" (0,76µm) Gold on contact area, Matte Tin on solder tail

**-04** = Four Rows  
**-05** = Five Rows  
**-06** = Six Rows  
**-08** = Eight Rows  
**-10** = Ten Rows

**-2** = Lead-Free Solder Charge

**-LP** = Latch Post (-LP required for SEAC mate only)

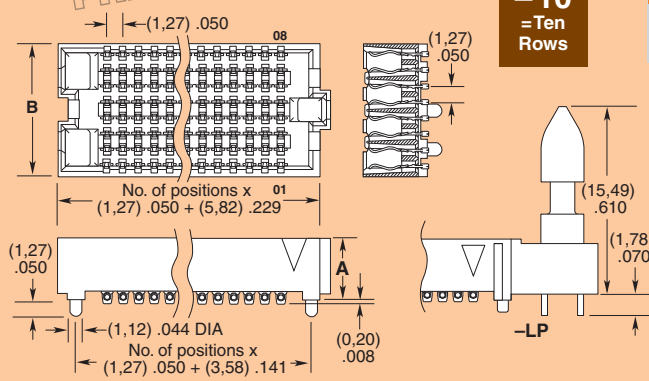
NO. OF ROWS	B
-04.0	(5,61) .221
-05, -06	(8,20) .323
-08	(10,69) .421
-10	(13,23) .521

**ALSO AVAILABLE**  
Rugged solder crimp option. Call Samtec.

**DIFFERENTIAL**

ARRAY	PAIR COUNT
40x8	80
40x6	60
30x10	75
30x8	60
30x6	45
20x10	50
20x8	40
20x5	25

ARRAY	PAIR COUNT
50x10	125
50x8	100
40x10	100



**MATED HEIGHTS**

SEAM LEAD STYLE	SEAF LEAD STYLE				
	-05.0	-06.0	-06.5	-07.5	-08.0
-02.0	7mm	8mm	8.5mm	9.5mm	10mm
-03.0	8mm	9mm	9.5mm	10.5mm	11mm
-03.5	8.5mm	9.5mm	10mm	11mm	11.5mm
-06.5	11.5mm	12.5mm	13mm	14mm	14.5mm
-07.0	12mm	13mm	13.5mm	14.5mm	15mm
-09.0	14mm	15mm	15.5mm	16.5mm	17mm
-11.0	16mm	17mm	17.5mm	18.5mm	19mm

**Note:** Some sizes, styles and options are non-standard, non-returnable.

Due to technical progress, all designs, specifications and components are subject to change without notice.

[WWW.SAMTEC.COM](http://WWW.SAMTEC.COM)